

Highlights of the New Release

My SavvyDox Timeline

Notes added to document "Marketing Plan"
 "I believe we need to focus on delivering games for both females and males." - CJF, 5 days ago
[Read](#)
 5 days ago

Notes added to document "Marketing Plan"
 "\$500,000" - CJF, 5 days ago
Replies:
 "I suggest we manage expectations and leave it at \$400,000" - , 5 days ago
[Read](#)
 5 days ago

Asked to review document "Marketing Plan"
 Marketing Plan for 2015
[Read](#)
 5 days ago

Completed review of document "Web Site Messaging 12-9-14"

Web Site Messaging 12-9-14

When analyzing

Management

Customer

Industry

Competitor

Customer

Technology Vision 2015

When analyzing

Management

Customer

Industry

Competitor

Customer

SavvyDox is introducing new functionality to further enhance the collaboration experience for our users. This includes a new SavvyDox Portal that lets a user track events associated with the documents they are working on, their tasks, and manage documents through one easy to use web based interface.

In addition, integrated with the Portal, and as a standalone capability, is a new HTML5 Reader that allows you read, review and approve documents. This combination delivers the benefits of SavvyDox without downloading any software.

This experience can be enhanced for Microsoft Word documents by using the SavvyDox Word Add-In that now provides the ability to request contributions from other members of your team while maintaining control of the document and the ability to transfer ownership of a document to another team member so they are now in control of the document.

All SavvyDox Readers have been updated to support the Review and Approve tracking that is part of the new SavvyDox release,

The SavvyDox Portal

The SavvyDox Portal provides you with the information you need to stay on top of what is happening with the documents you are collaborating on with other members of your team, your customers, or your external partners.

See what is happening with the documents you are working on through the SavvyDox timeline

Immediately see your tasks that need to be addressed from the My Tasks List

Click on the + button to upload any PDF to share

The screenshot displays the SavvyDox Portal interface. The top navigation bar is blue with the SavvyDox logo on the left and a 'Signed in as C.J.F.' status on the right. The main content area is divided into two sections. On the left is a sidebar with a 'Pages' menu containing 'Timeline' and 'Task Status'. Below this is a 'My Tasks' section with a list of tasks, each with a status icon (Review, Approve, etc.), document title, and assigned date. At the bottom of the sidebar is a 'Collections' section. The main right-hand section is titled 'My SavvyDox Timeline' and shows a chronological list of events. Each event includes an icon, a title, a description, and a 'Read' button. The events include notes added to a 'Marketing Plan' document, a request to review the same document, and a completed review of a 'Web Site Messaging' document. A green plus button is located at the bottom right of the timeline.

From the SavvyDox Portal you have the ability to upload any file in a PDF format and distribute it for review, approval or as information that needs to be read. You can even upload the source file and transfer ownership of that file to another member of the team so they can work on the source file. With SavvyDox, we always ensure there is one owner of the content who is allowed to make changes, while making it easy for everyone else to provide feedback, providing the ability for parallel reviews and ensuring all comments are captured to allow the owner of the content to decide what changes need to be made.

Once you have distributed a file, the SavvyDox Portal provides a report that summarizes the status of every document you have distributed. You can quickly see who needs to complete the tasks you have assigned.

With the SavvyDox Portal you can immediately see what the status is of all the tasks you have assigned on the documents you have distributed with one click on Task Status

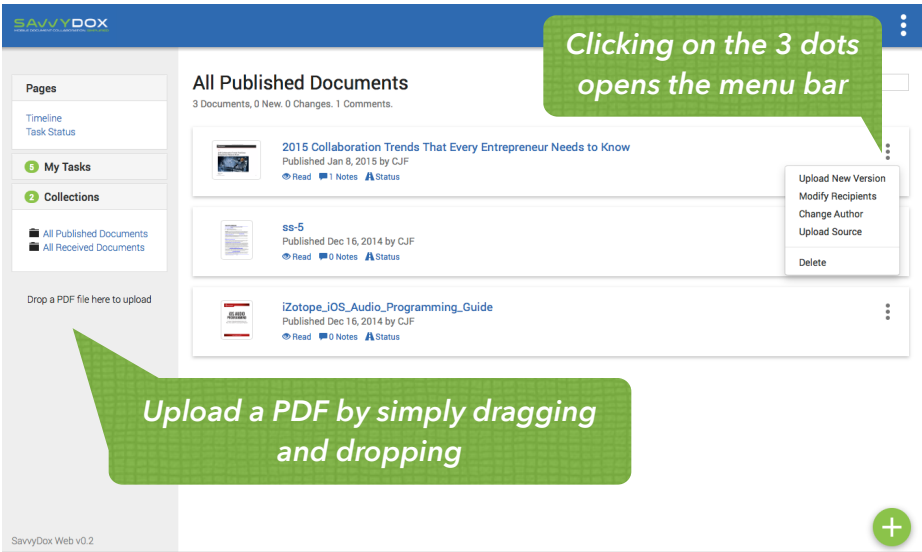
The screenshot shows the SavvyDox Portal interface. The top navigation bar includes 'SavvyDox Dashboard' and 'Technology Trends in Retail.pdf'. The user is signed in as 'CJF'. The left sidebar contains a 'Pages' section with 'Timeline' and 'Task Status' (highlighted by a green callout bubble). Below this is a 'My Tasks' section with a list of tasks: 'Review document GigaOm, assigned a month ago', 'Review document Technology Trends in Retail, assigned 6 days ago', 'Review document Planning a Pilot Test, assigned 6 days ago', 'Approve document Technology Vision 2015, assigned 6 days ago', and 'Review document Marketing Plan, assigned 5 days ago'. At the bottom of the sidebar is a 'Collections' section. The main content area is titled 'Status of Distributed Documents' and displays three document entries, each with a table of tasks and their status.

Recipient Name	Open Tasks	Status
Randy	Review by Jan 24 2015	Downloaded
cfo	None	Opened

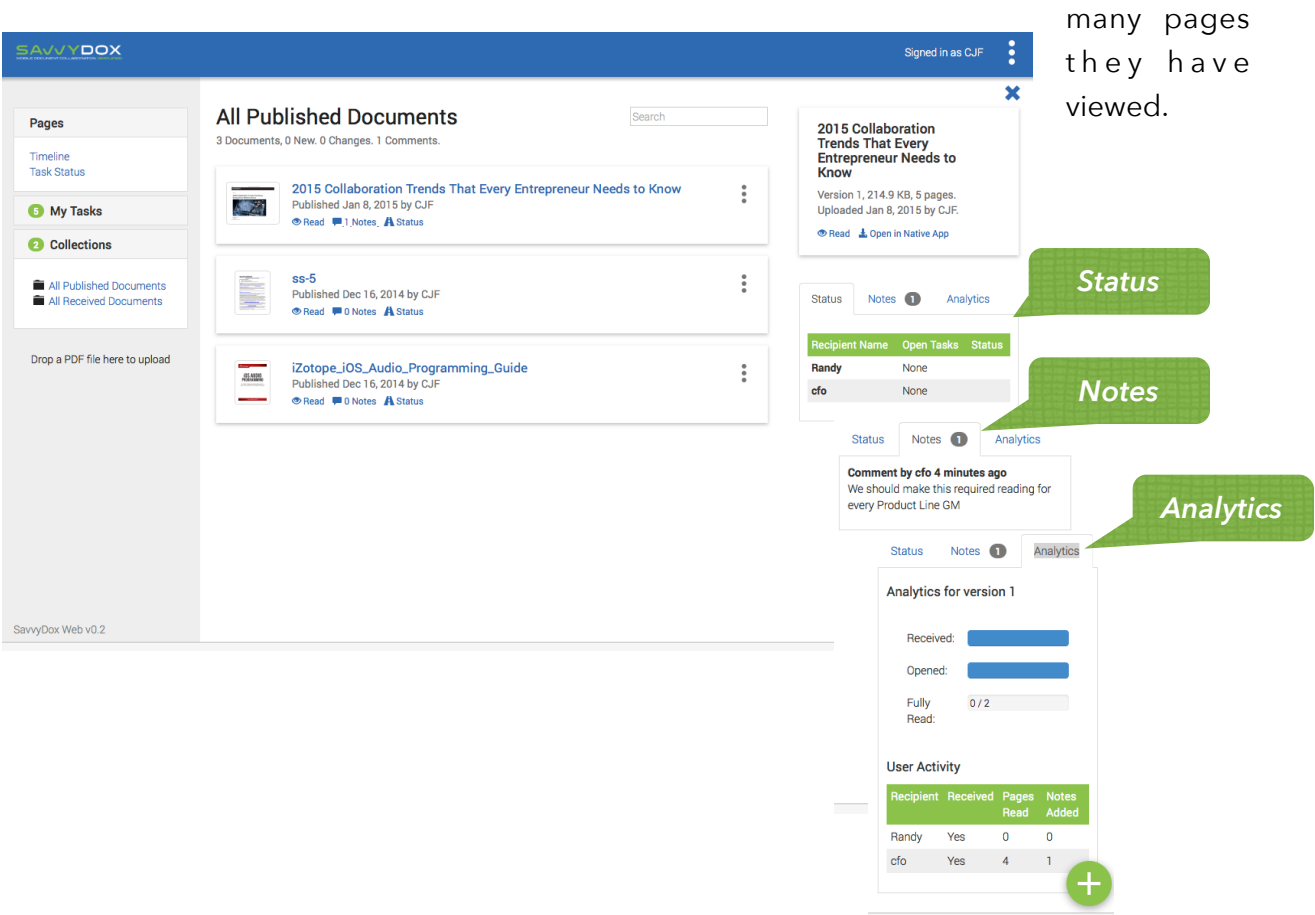
Recipient Name	Open Tasks	Status
CJF	None	Opened
cfedorko	None	Downloaded
cam.stevenson	None	Opened

Recipient Name	Open Tasks	Status

In addition, you can go to your Published folder and manage every aspect of the documents you have distributed. This includes the ability to update the content and distribute a new version, mange the recipients, change the author of the document (this will let the new author download the source document and become the owner of the document), and let you update any source documents.



From the SavvyDox Portal you can check the status of any documents you have distributed, see any notes that have been added, and see who has opened the documents and how



The New HTML5 Reader

From anywhere in the Portal you can open a document and read it in the SavvyDox HTML5 Reader - part of a complete solution for effective collaboration that requires no software to be installed on your desktop. You can also access the HTML5 Reader from the email notification you receive from SavvyDox when there is a document that requires your attention.

The screenshot shows the SavvyDox HTML5 Reader interface. At the top, a blue header bar contains navigation icons and a status bar. A green callout bubble on the left states: "When you open the documents you will immediately see if you have been asked to review or approve the documents". A green callout bubble on the right states: "Highlight the text you wish to comment on and click the + button to provide your feedback". The main content area displays a document titled "Technology Vision 2015" with two columns of text. A green callout bubble over the right column states: "One click to indicate you have completed your review or approval (approvals will also let you add a note)". The document text includes: "More and more, these experiences are expanding beyond a user's personal set of devices. Embedded intelligence isn't limited to smartphones and tablets. Everyday objects are becoming smart and expanding the definition of what it means to experience the real world. In London, British Airways has unveiled two digital billboards that actively track flights in real time, animate an image of a child pointing to the plane, and display the flight number and information about its destination or origin—inspiring onlookers to dream about where they could be escaping to on a British Airways flight.⁷ In San Francisco, parking meters are smart and connected; drivers see a color-coded map denoting varying levels of parking difficulty. Once a car is parked, the system can alert the driver when his meter time has nearly expired and allow him to 'feed the meter' virtually, from his smartphone. The technology doesn't allow drivers to reserve a parking spot, but it does give them an interface to make a decision on the edge.⁸ Similarly, Waze, a mobile phone app, allows drivers to make decisions at the point of action. It does this by enabling users to use their phones to share insights on current road conditions about alternate routes and Waze users share rich, un actionable decision spaces. These decision spaces are of digital companies. Brick-and-mortar retailers can differentiate themselves from their online-only counterparts by mastering the digital-physical blur. Retailers such as Tesco, Neiman Marcus, and Staples are continually experimenting with new ways to deliver unique and meaningful consumer experiences. Tesco and Staples are transforming their in-store technology and service offerings to better align with consumer lifestyles: Tesco is rolling out face scanning digital signage at all 450 of its UK petrol stations to tailor engaging and on-screen content to the audience of five million-plus adults who pass through its stations each week; Staples is piloting stores with less merchandise, more kiosks (with free next-day delivery), and meeting spaces for busy small-business owners.⁹ For its part, Neiman Marcus has piloted digital-physical solutions that provide both sales associates and customers with actionable intelligence—in the form of store events, product arrivals,

Page: 17 of 112

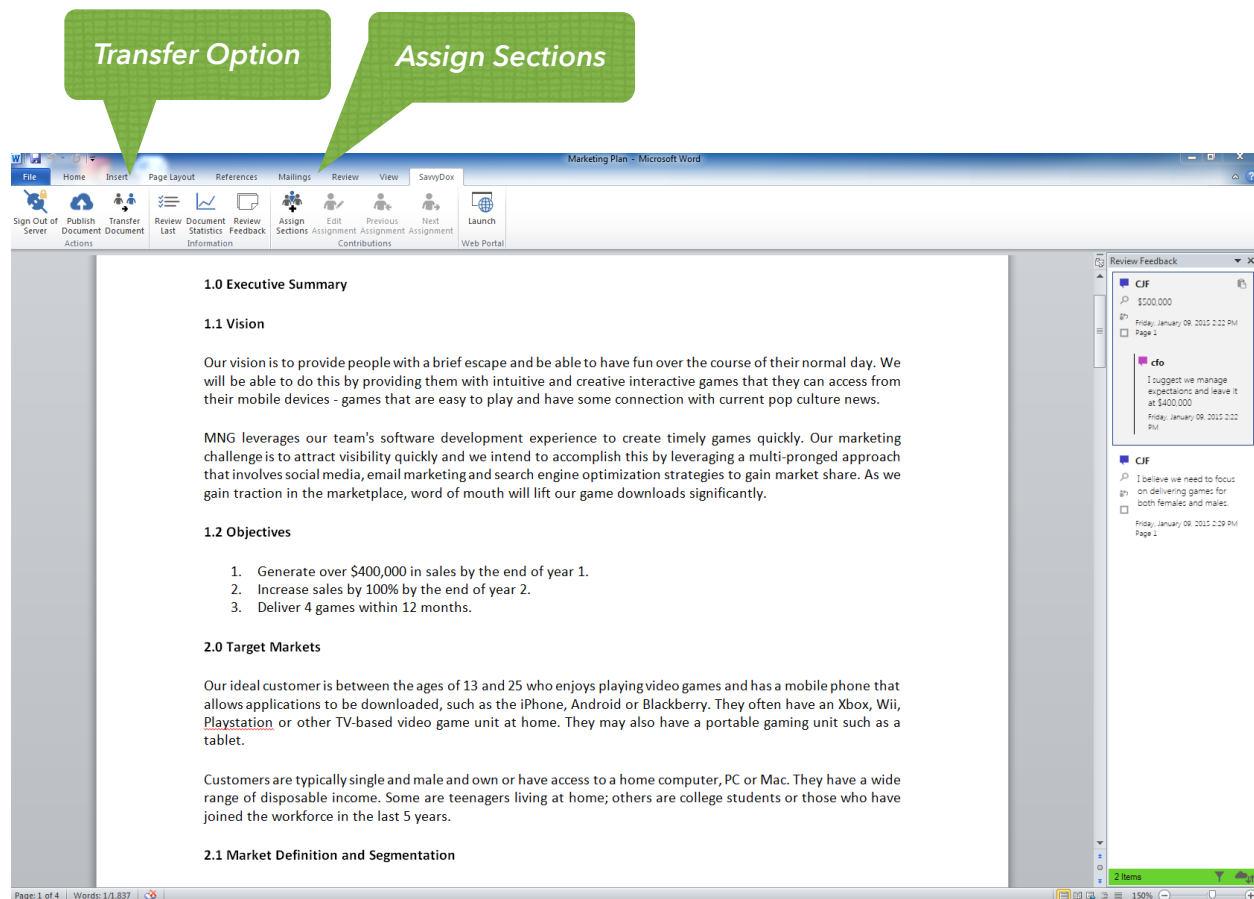
SavvyDox Word Add-in

The new SavvyDox Word Add-in has a number of new capabilities. These include:

- Contributions - You can now assign sections of a document to other team members for contributions. In these instances, the contributor will receive a copy of the source file, and using the SavvyDox Add-in, have the sections they have been asked to contribute to

highlighted so they can move from section to section and then submit their updates back to the owner of the document (through a new option in the SavvyDox Ribbon). The owner of the document will see the contribution in the sidebar, similar to a note, and have the ability to accept all or part of the contribution

- Transfer Document - With the new Add-in you can transfer the ownership of the document to another team member. They are then in control of the document and manage all tasks associated with the document and publish any new versions for distribution. This is in addition to the ability to perform the same task through the new SavvyDox Portal



The SavvyDox Portal works as an integrated solution with the SavvyDox Microsoft Word Add-in to provide the easiest solution to collaborate on Word documents (including requesting contributions from other stakeholders) and the SavvyDox native Reader applications for the Windows, Mac OS X and iOS platforms, for users who want to be able to review their documents while offline.